



VARCHART

**New in  
JGantt Version 2.2**

**Udo Corban**

## New in **VARCHART** JGantt 2.2

### JGantt Version 2.2

- Gantt graph
- Table section
- Time scale
- Printing subsystem
- General enhancements

# Row area grid

JGantt Version 2.2

## Gantt graph

- Colored rows
- Interactions
- Odds and ends

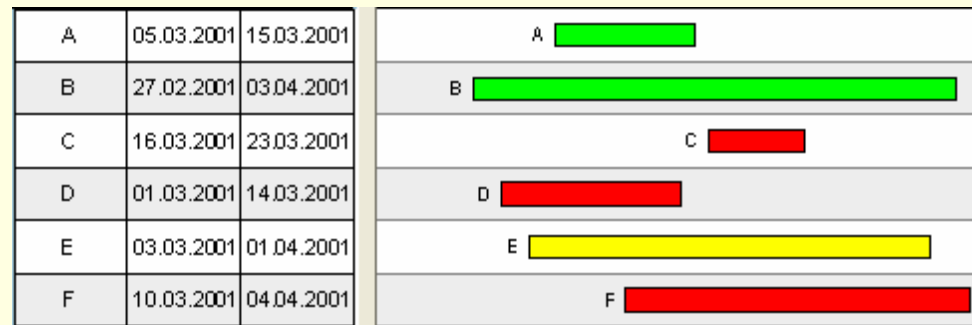
Table

Time scale

Printing

General

- Different colors for rows in gantt chart



- Utilizing dynamic colors
  - Color depends on node in row
  - Entity is the 'key' to row number, ...
  - Same color object for table

# Dynamic row color

## JGantt Version 2.2

### Gantt graph

- Colored rows
- Interactions
- Odds and ends

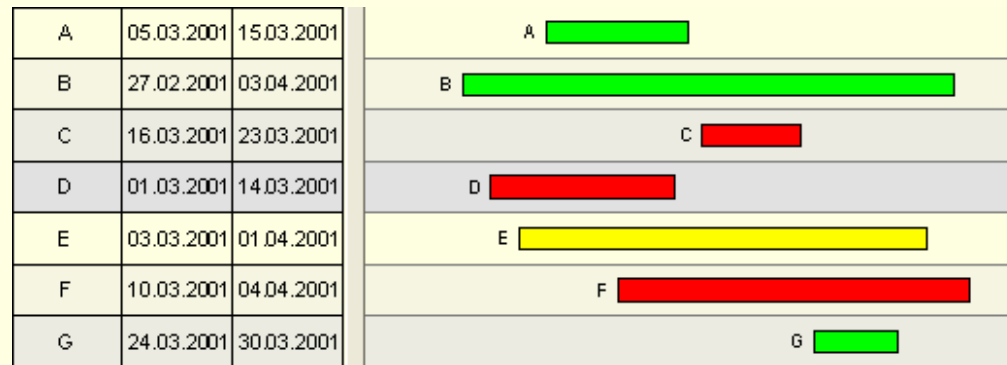
### Table

### Time scale

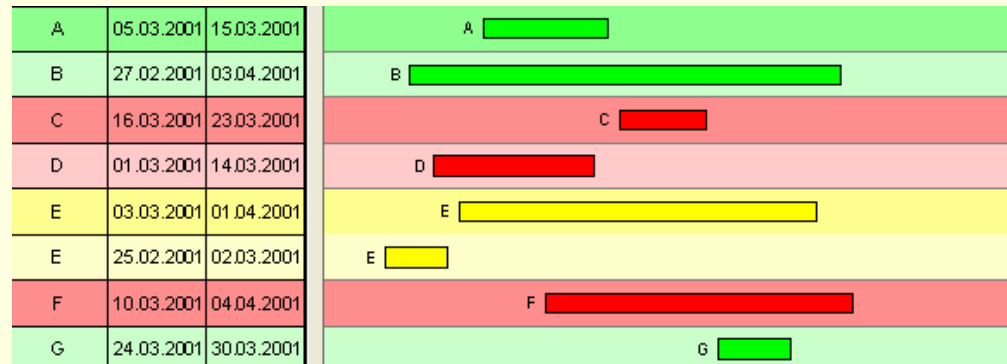
### Printing

### General

- Easy to use for 'standard cases' ...



- ... and flexible by custom color objects



# Interactions on multiple nodes

## JGantt Version 2.2

### Gantt graph

- Colored rows
- **Interactions**
- Odds and ends

Table

Time scale

Printing

General

- Manipulation of multiple selected nodes
- Move in normal mode
- Move and copy in Drag&Drop mode
- [Live demo](#)

# Odds and ends

## JGantt Version 2.2

### Gantt graph

- Colored rows
- Interactions
- **Odds and ends**

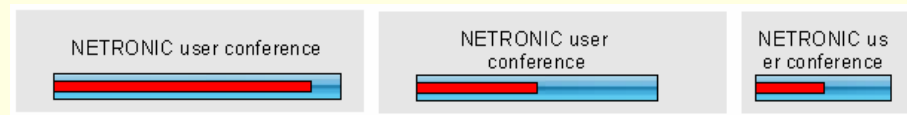
### Table

### Time scale

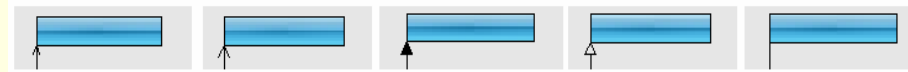
### Printing

### General

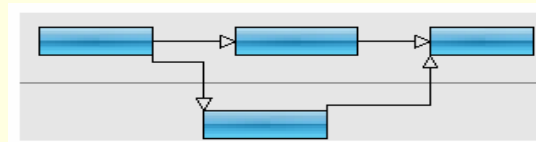
- Automatic line breaks for annotations



- Selectable type and size of link arrow



- Links in charts with multiple nodes in one row



# Graphical elements in table cells

JGantt Version 2.2

Gantt graph

**Table**

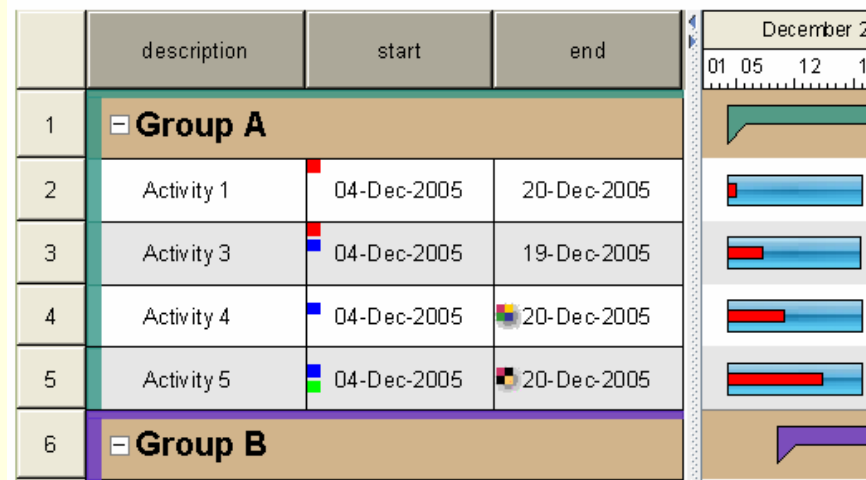
- Graphical elements
- Odds and Ends

Time scale

Printing

General

- More information by pictures



- Pictures as a background for cells
  - Data dependent
  - Predefined or custom
  - Picture stripe to arrange more than one picture in one cell

# Odds and ends

## JGantt Version 2.2

Gantt graph

### Table

- Graphical elements
- **Odds and ends**

Time scale

Printing

General

- Automatic line breaks for text in cells

|   | description              | start       | end         |
|---|--------------------------|-------------|-------------|
| 1 | = <b>Group A</b>         |             |             |
| 2 | NETRONIC user conference | 04-Dec-2005 | 20-Mar-2006 |
| 3 | Activity 2               | 13-Jan-2006 | 28-Feb-2006 |
| 4 | Activity 3               | 21-Feb-2006 | 30-Mar-2006 |

- Reordering / resizing of table columns can be suppressed

# Collapsing work free periods

JGantt Version 2.2

Gantt graph

Table

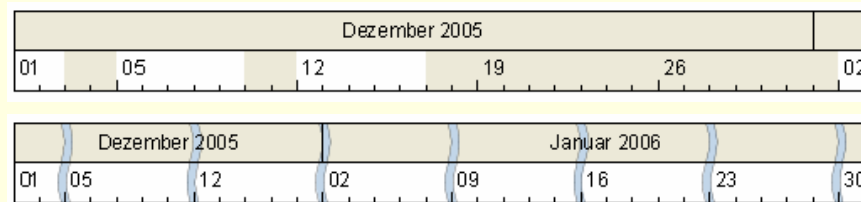
Time scale

- Collapsing work free periods

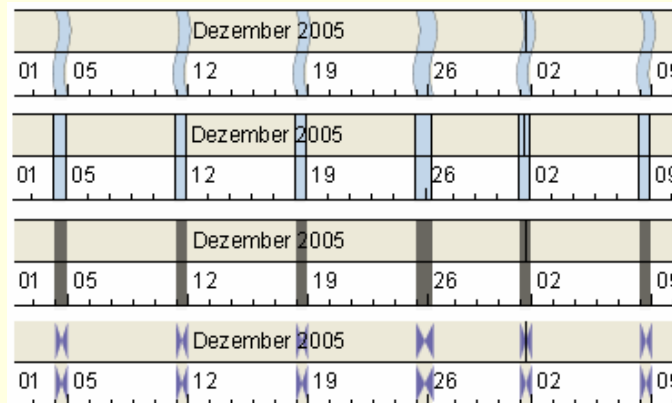
Printing

General

- Compress or collapse non work time
  - Save space in horizontal direction



- Different visualizations in timescale



- [Live demo](#)

# Customizable page breaks

JGantt Version 2.2

Gantt graph

Table

Time scale

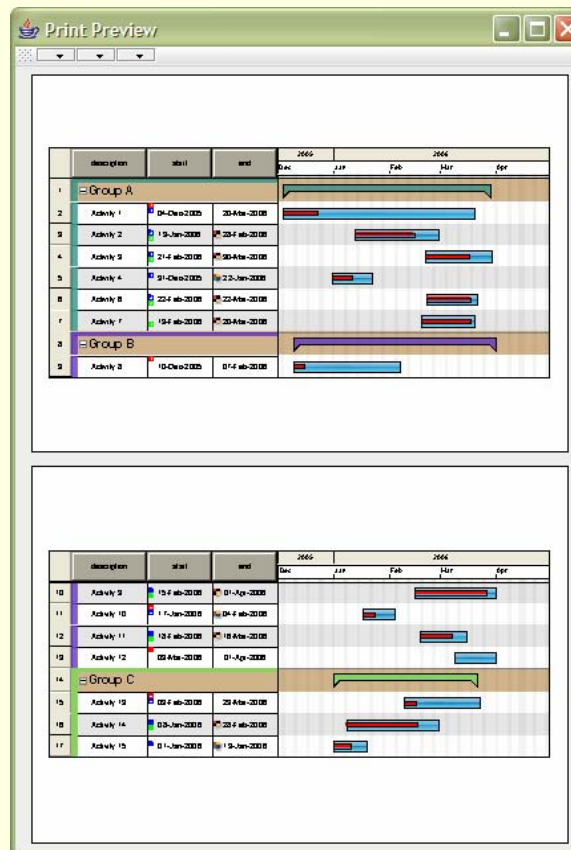
Printing

- Page breaks
- Aspect Ratio

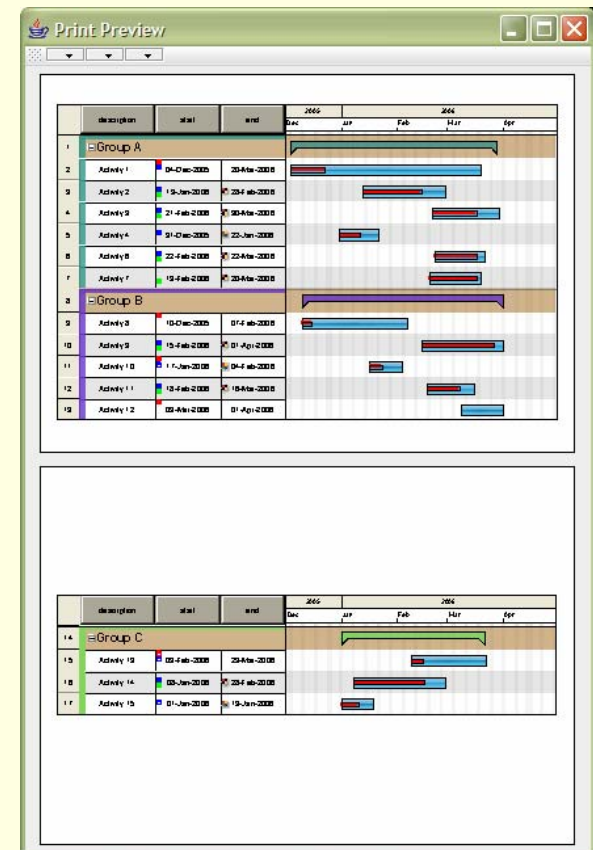
General

- Page breaks at ...

row borders



group borders



# Optimum usage of page size

## JGantt Version 2.2

Gantt graph

Table

Time scale

### Printing

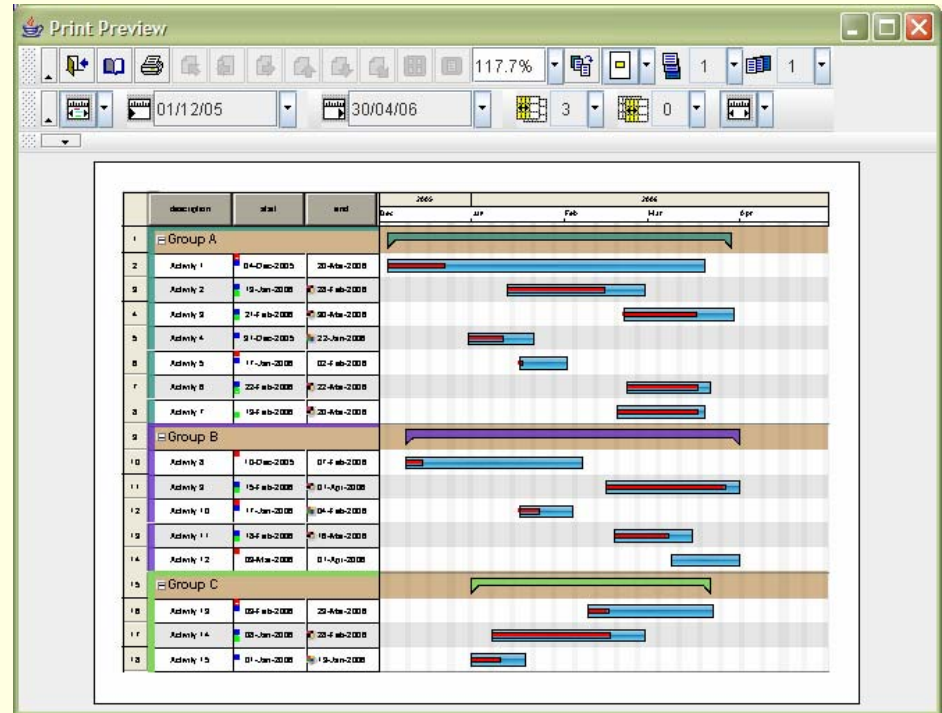
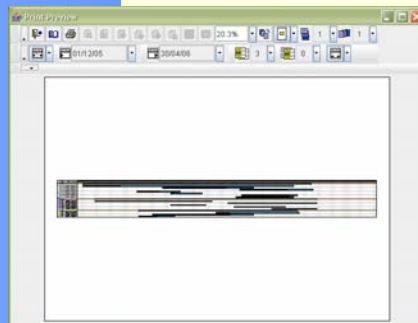
- Page breaks
- **Aspect ratio**

General

- Adjust aspect ratio by modifying the scale resolution

after

before



- Live demo

# Improved Usability of 'Decorations'

## JGantt Version 2.2

Gantt graph

Table

Time scale

Printing

General

- Decorations

- Annotations, pictures and symbols
  - Improved usability as 'pictures'
  - Definable alignment
  - Tiling and stretching
  
- Picture stripe to combine pictures

|   | description | start       |
|---|-------------|-------------|
|   | Group A     |             |
| 2 | Activity 1  | 04-Dec-2005 |



VARCHART

**Thank you for  
your attention.**

---

**Questions?**