


Intelligent Planning with Diagrams

Empower your Microsoft Dynamics NAV production solution with interactive charts

Data visualisation is an important part of ERP software products for sophisticated planning. Microsoft Dynamics NAV therefore delivers Gantt charts by default as planning tools within the Production module to visualise production orders and resource utilization. This Production Schedule is created with NETRONIC's VARCHART XGantt ActiveX control that hence is seamlessly integrated into Microsoft Dynamics NAV.



Expand the planning options of the Production Schedule

The standard Gantt charts in the Production module of Microsoft Dynamics NAV only provide basic functionalities. The complete potential of the VARCHART component for interactive planning operations can be unleashed by obtaining a full license from NETRONIC. A license allows the usage of all available functions offered by the Gantt control, i.e. printing, data filtering, modification of bars, additional tooltip texts, and others. Being a Microsoft Dynamics NAV development partner, you can offer your clients considerable functional enhancements of the Production Schedule present in the Production module, by directly customizing it in the application according to the adjustments required. Boost the quality when planning industry solutions and enhance the production planning by a simplified assignment of resources and tasks.

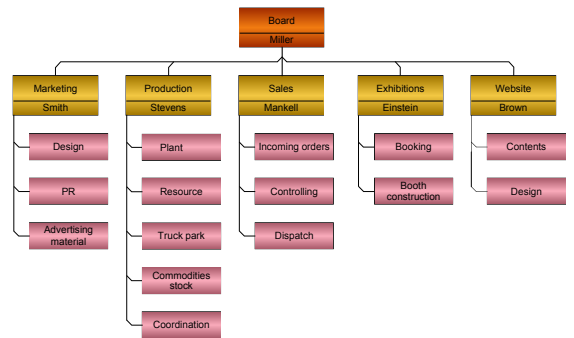
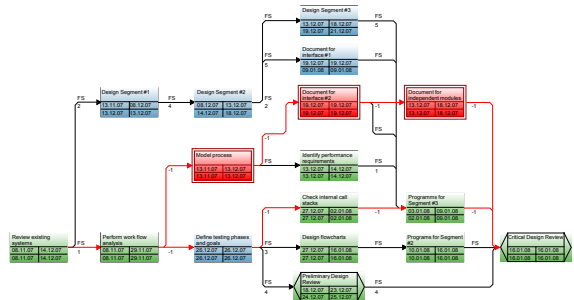


Create your own graphic applications in Microsoft Dynamics NAV

You can however not only extend the graphical functionality of the existing Production Schedule, but also create and add new interactive planning charts for Microsoft Dynamics NAV data by using the VARCHART components from NETRONIC:

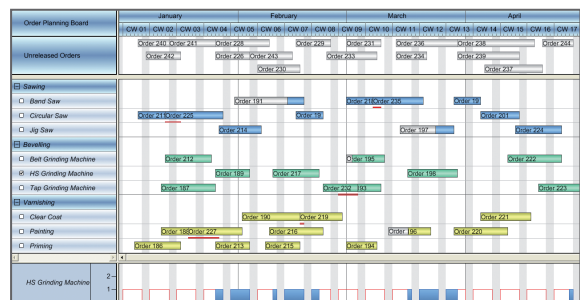
- Gantt charts for planning and scheduling of production and resources
- Tree structure charts to visualize hierarchies
- Network or flow charts for managing projects and processes.

Our components are available as ActiveX and .NET controls.



Special offer to Microsoft Dynamics NAV Partners

As a Microsoft Dynamics NAV developer and partner you will receive a 25% discount on the development license fee. Alternatively, you could ask our development team to write your application. The price of an application is calculated on a time-basis. Please contact our sales team in case of any further questions: sales@netronic.com



Challenge us!

Would you like to make the best of your production application within Microsoft Dynamics NAV? Please let us know your requirements and we will create a free prototype for you.

Visit us!

For more information please see our website gantf-navision.netronic.com

About NETRONIC

The Aachen (Germany) based NETRONIC Software GmbH is a leading provider of software to create powerful, interactive Gantt, network and tree diagrams for complex company, planning and production data. This visualization enables enterprises to make faster and better decisions. The NETRONIC products support all standard Microsoft and Java development platforms.

Worldwide leading software vendors have embedded the NETRONIC components in their ERP, PPS, SCM and MES applications. Similarly, large enterprises use NETRONIC's visualization software to plan and control their own resources and processes in their production, planning, logistics, service and project management departments.

NETRONIC Software GmbH
 Pascalstrasse 15
 52076 Aachen, Germany
sales@netronic.com