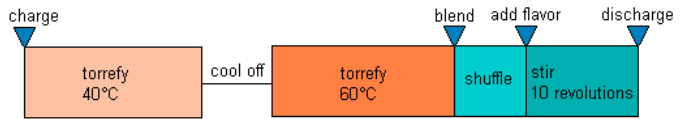


## New in VARCHART JGantt 2.0

### New Features of the Gantt Graph

- Improved positioning of symbols and annotations along an activity
- Width of row margins can be defined, resulting in a more compact layout
- Selection of marking types available
- Pop-up menu can be configured
- Automatic scrolling to a selected node via the programming interface



- Free composition of activities (apart from using templates)
- Activities may be composed of any number of layers, symbols and annotation

### New Table Features

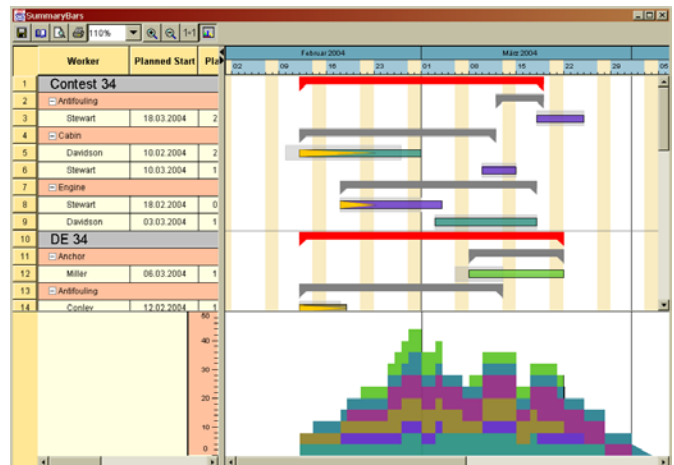
- Setting of attributes via filter objects
- Specific row format for group nodes
- Grouping:
  - Grouping by different attributes (e.g. color, font) available
  - Special attributes for summary nodes available
  - Indentation according to group level
  - Interactive collapsing and expanding of groups
- A whole table row can be marked
- Simultaneous marking of an activity in the Gantt graph and in the table

	WBS Code	Activity	Start	Finish	Completion
1	1	Job 18	Feb 25, 2003	Apr 3, 2003	15.8
2	1.1	Job 3	Feb 25, 2003	May 18, 2003	17.4
3	1.1.1	Job 23	Mar 26, 2003	Apr 20, 2003	0.0
6	1.2	Job 14	Mar 20, 2003	May 30, 2003	13.3
7	1.2.1	Job 17	Mar 22, 2003	Mar 11, 2003	100.0
8	1.2.2	Job 28	Mar 20, 2003	Mar 19, 2003	100.0
9	2	Job 14	Feb 26, 2003	May 7, 2003	50.0
10	2.1	Job 7	Mar 1, 2003	Jul 3, 2003	75.0
11	2.1.1	Job 9	Mar 9, 2003	May 3, 2003	0.0
12	2.1.2	Job 10	Mar 23, 2003	Apr 30, 2003	99.9

### New: Histogram

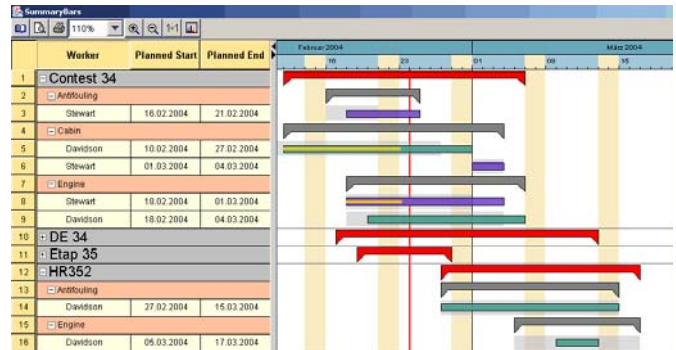
Version 2.0 offers a histogram option:

- line, step and resource curves available
- different fill patterns available for areas
  - limited by the x-axis
  - limited by a reference line
  - limited by two curves
  - representing shortfall or excess
- integrated calculation capabilities for
  - stacked curves
  - cumulated curves
  - scaled curves
- data of histogram easy to synchronize with data of Gantt graph



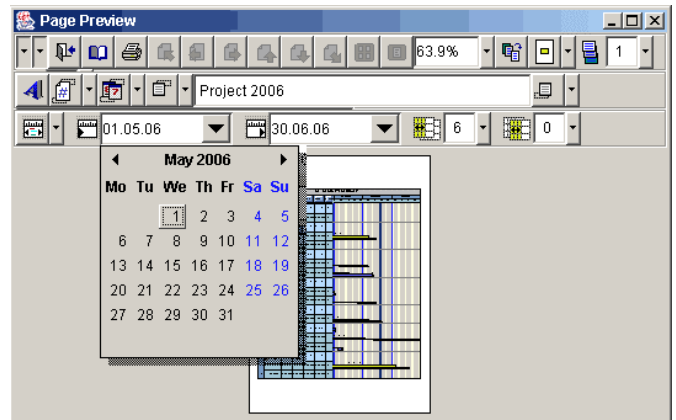
## Multi-level Grouping

- Multi-level grouping, showing in the table and in the Gantt graph



## New Printing Features

- Definable page matrix: number of pages wide and number of pages high
- Number of table columns definable, separately for the first page and the succeeding pages
- Defined section of the time axis and corresponding Gantt graph printable
- Automatic selection of Gantt graph section that holds activities



## New: Scheduler

- Forward and backward calculation
- Project start and finish can be defined
- Free float and total float can be calculated
- Different types of relations
- Restrictions accepted by calculations (e.g. start not earlier than..., finish not later than)
- Feedback by activities started or finished (e.g. degree of completion etc.)
- Data of scheduler easy to synchronize with data of Gantt graph

## Editor for Nodes and Links

- Comfortable editor for node and link data

NETRONIC Software GmbH  
Pascalstrasse 15  
52076 Aachen  
Germany  
Phone +49 2408 141-0  
Fax +49 2408 141-33  
Email sales@netronic.com  
www.netronic.com